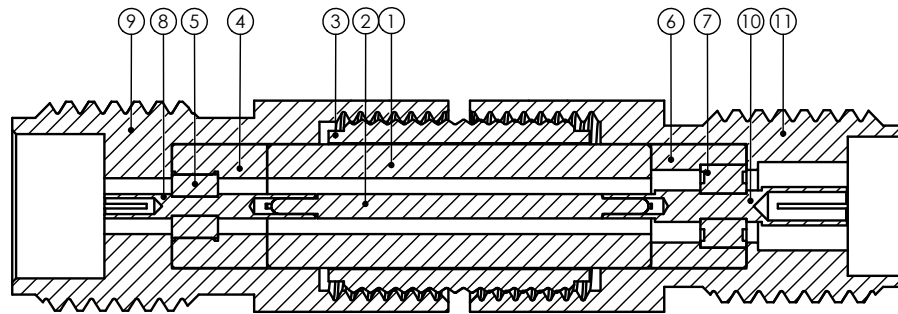
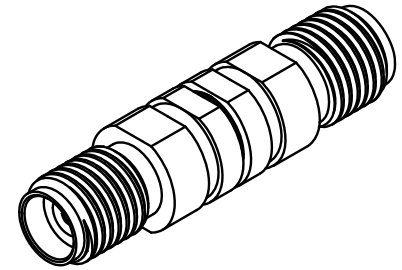
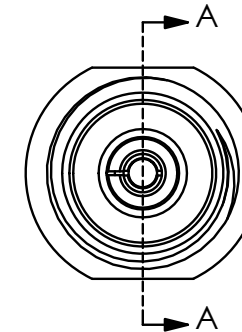


ITEM NO.	PART NUMBER	DESCRIPTION	QTY.
1	TM45-000041-00	SPACER ADAPTERS	1
2	TM45-000020-00	CENTER CONDUCTOR ADAPTERS	1
3	TM45-000080-00	PASSIVATED THREADED COUPLING	1
4	TM45-080040-00	SPACER FOR 1.85mm INSULATOR	1
5	TM45-080030-00	1.85mm INSULATOR	1
6	TM45-000040-00	SPACER FOR INSULATOR	1
7	TM45-000030-00	INSULATOR	1
8	TM45-08F020-00	CENTER CONDUCTOR 1.85mm FEMALE	1
9	TM45-08F010-00	PASSIVATED BODY 1.85mm FEMALE	1
10	TM45-09F020-00	CENTER CONDUCTOR 2.92mm FEMALE	1
11	TM45-09F010-00	PASSIVATED BODY, 2.92mm FEMALE	1

REVISION			
REV.	DESCRIPTION	DATE	BY
-	INITIAL RELEASE	07/31/2019	TDR



SECTION A-A



NOTE(S):

- INSTALL AND TEST PER "MW ADAPTER & CONNECTOR ASSY PROCEDURE", TM99-0008-00.
- VSWR, MAX. 1.18:1 @ 26.5GHz
1.20:1 @ 40GHz

APPLICABLE CARLISLE IT DOCUMENTS

WORK STANDARD	PROD INSTRUC	ASSY INSTRUC
NA	NA	NA
-	-	-

TOLERANCES AND NOTES

- EXCEPT AS NOTED
DIMENSIONS ARE IN INCHES.
LINEAR $XX \pm .015$ ANGULAR $\pm 1/2^\circ$
FRACTION $\pm 1/32$
- MACHINE FINISH: $\sqrt{\text{RMS}}$
 - BREAK ALL SHARP EDGES .003 MAX.
 - MACHINED FILLETS .005 MAX.
 - MACHINED SURFACES SQUARE TO RESPECTIVE AXIS WITHIN .005 INCHES PER INCH.
 - MACHINED DIAMETERS CONCENTRIC WITHIN .002 TLR.
 - DIMENSIONS TO BE MET BEFORE PLATING.
 - CHAMFER ALL THREADS 45°.
 - THREADS PER H-28
 - REMOVE FRAYED EDGES ON TEFLON.
 - REMOVE ALL BURRS.

NOTICE
THIS DRAWING EMBODIES A CONFIDENTIAL PROPRIETARY DESIGN ORIGINATED BY CARLISLE INTERCONNECT TECHNOLOGIES & ALL DESIGN, MANUFACTURING, REPRODUCTION, USE & SALE RIGHTS REGARDING THE SAME ARE EXPRESSLY RESERVED. IT IS SUBMITTED UNDER A CONFIDENTIAL RELATIONSHIP FOR A SPECIFIC PURPOSE & THE RECIPIENT AGREES BY ACCEPTING THIS DRAWING NOT TO SUPPLY OR DISCLOSE ANY INFORMATION REGARDING IT TO ANY UNAUTHORIZED PERSON TO INCORPORATE IN OTHER PROJECTS ANY SPECIAL FEATURES PECULIAR TO THIS DESIGN. ALL PATENT RIGHTS HERETO ARE EXPRESSLY RESERVED BY CARLISLE INTERCONNECT TECHNOLOGIES, KENT, WA 98032.

MATERIAL		SIZE	SPECIFICATION	PROCUREMENT
APPROVAL INITIALS	DATE	<p>CARLISLE Interconnect Technologies Kent, WA 98032</p>		
DRAWN BY	MTV 03.02.18	<p>TITLE MW ADAPTER 1.85mm FEMALE - 2.92mm FEMALE</p>		
CHECKED BY	-	SCALE	SUB-DIRECTORY\FILE NAME	SHEET 1 OF 1
TEST ENGR	-	8:1	XXXX\	
QUALITY	-	SIZE	CAGE CODE	DRAWING NO.
DESIGN ENGR	MTV 03.02.18	C	7M924	TMA -8FS-9FS-00
MFG ENGR	-	REV.	-	-