

Gogo AVANCE™ L3/L5/L5i System Kits

INTRODUCTION

Amphenol-CIT is pleased to offer turnkey integration kits for the Gogo AVANCE™ L3/L5/L5i Air-to-Ground (ATG) system. These kits are ideal for all installations where customized engineering is expensive and unnecessary.

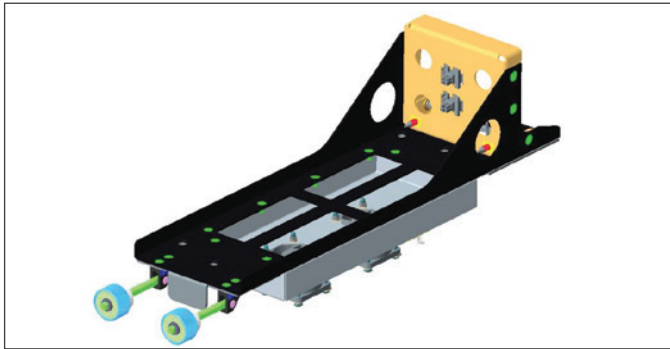
Coax and Harness kits are engineered to custom cabling lengths and connectors to match your installation needs. The trays are engineered per the Gogo specification. Amphenol-CIT's engineering team is available to answer questions and provide guidance on selecting the perfect combination of components for your specific application.

FEATURES & BENEFITS

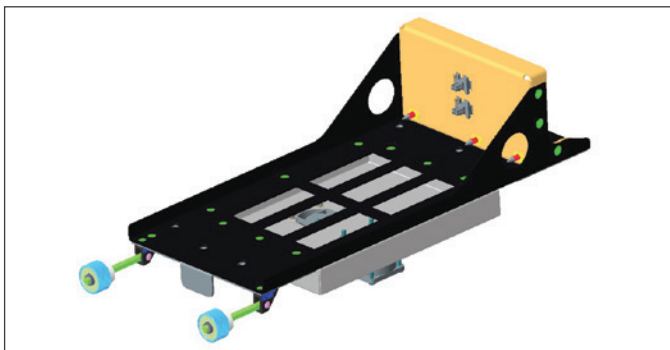
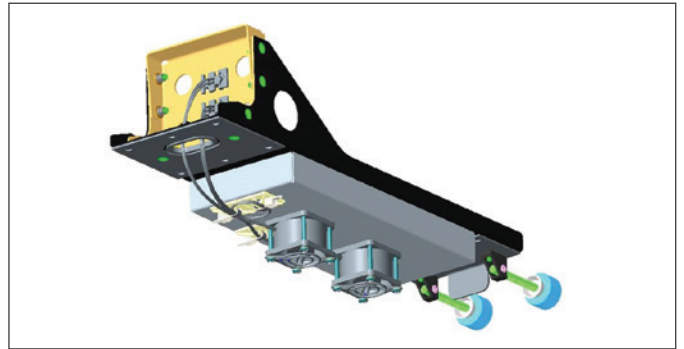
Feature	Benefit
ATG, WiFi & TM Coax Cable Kits	Custom lengths and fully terminated coax cables
AVANCE Trays	Designed and qualified per AVANCE specifications
Ethernet, DataBus and USB Harness Kits	Custom length and partially terminated harnesses

TRAYS

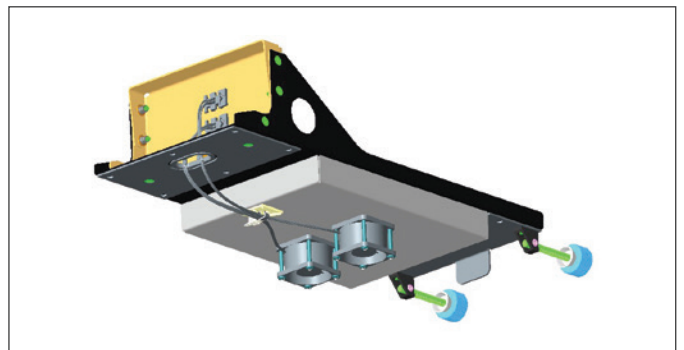
The trays are designed per the AVANCE system specifications, equipped with dual fans to properly cool the system as well as a relay switch that activates the fan power when the LRU is installed. Additional custom options are available upon request. Contact the Amphenol-CIT engineering to confirm the right tray for your application.



Avance L3 Tray P/N: 200-104609-101



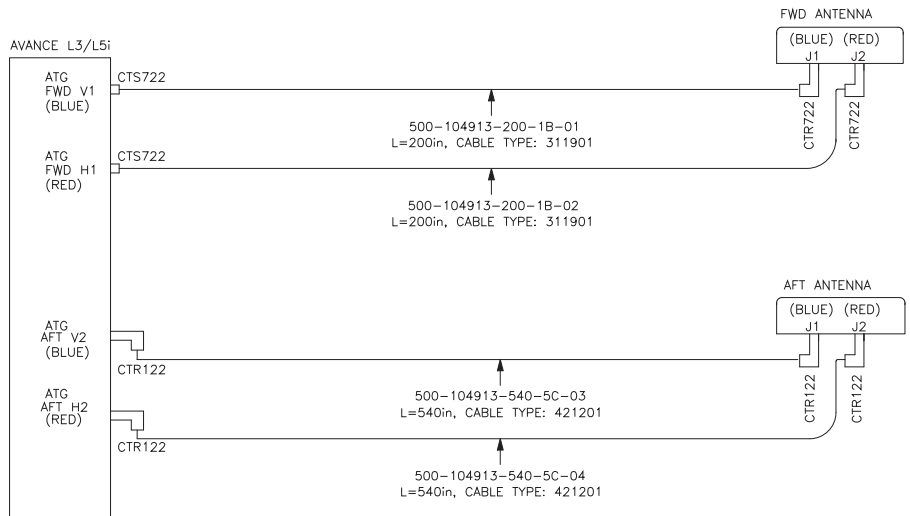
Avance L5/L5i Tray P/N: 200-104624-101



Gogo AVANCE™ L3/L5/L5i System Kits

COAX KITS — L3/L5i ATG COAX KITS

ATG coaxial cable kits are engineered to specify your required length and optimized for loss and attenuation dependent upon your installation length. Various cable types and connector variations (Straight or Right Angle) or available to optimize your installation needs. The kits are designed for both Omni & Dual antenna configurations. Just plug and play!

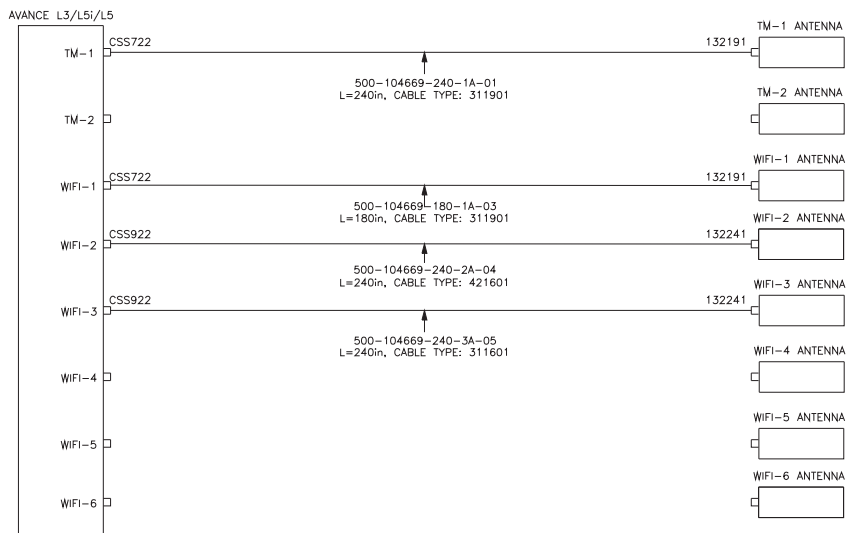


AVANCE L3/L5i ATG Omni & Dual Antenna
Example kit P/N: 500-104913-2001B/5405C

WIFI & TM COAX KITS

WiFi & TM coaxial cable kits are engineered to specify your required length and optimized for loss and attenuation dependent upon your installation length. Various cable types with straight connector are available to optimize your installation needs. Just plug and play!

Please refer to the configurator worksheet below and linked drawing to generate your cables based on how many TM & WiFi antennas are required. SMA coax connectors are automatically chosen based on Cable Type and Connector Configuration. Cables are ordered a la carte.

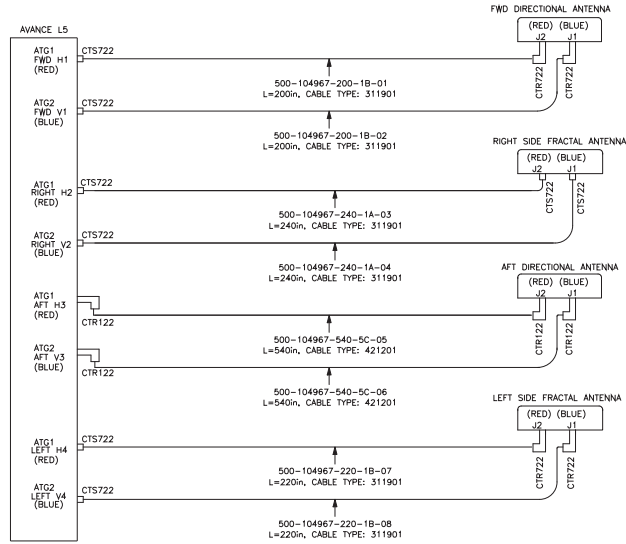


AVANCE L3/L5i/L5 WiFi & TM

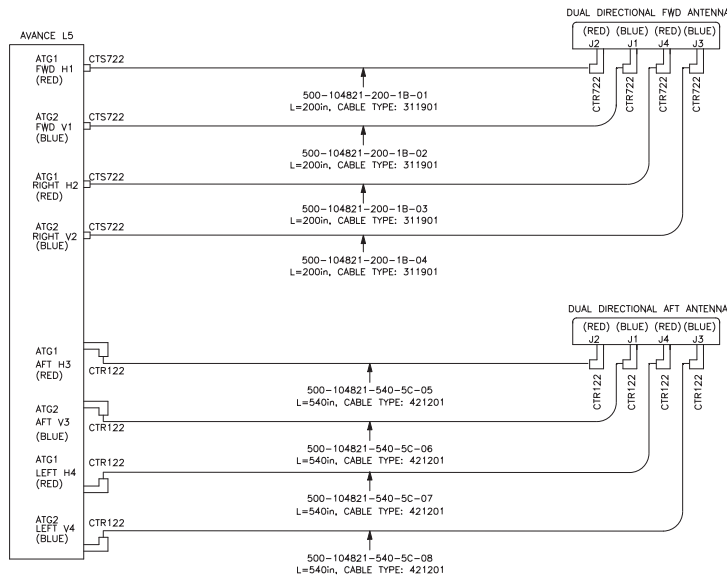
Gogo AVANCE™ L3/L5/L5i System Kits

COAX KITS — L5 ATG COAX KITS

ATG coaxial cable kits are engineered to specify your required length and optimized for loss and attenuation dependent upon your installation length. Various cable types and connector variations (Straight or Right Angle) or available to optimize your installation needs. The kits are designed for both Dual ATG/Directional Antenna or Dual ATG/Directional & Fractal Antenna configurations. Just plug and play!



AVANCE L5 Dual ATG/Directional and Fractal Antenna
Example P/N: 500-104967-2001B/2401A/5405C/2201B



AVANCE L5 Dual ATG/Directional Antenna
Example kit P/N: 500-104821-2001B/5405C

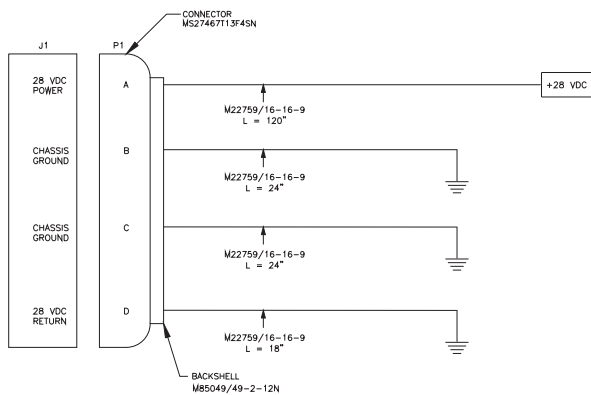
Gogo AVANCE™ L3/L5/L5i System Kits

HARNESSES KITS

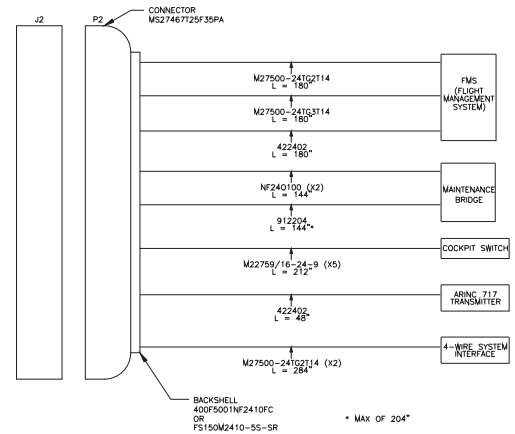
Connector harness kits are engineered to specify your desired lengths for each aircraft bus location and system specified in the installation manual. Please refer to the following worksheets to build your P1, P2 and P3 harnesses.

All harnesses are terminated at the connector end and capped at the A/C end. Ethernet, DataBus, USB, & Discrete wires specified in the installation manual are used to populate the connector harnesses. The harnesses also include the mating backshells for P1, P2 and P3.

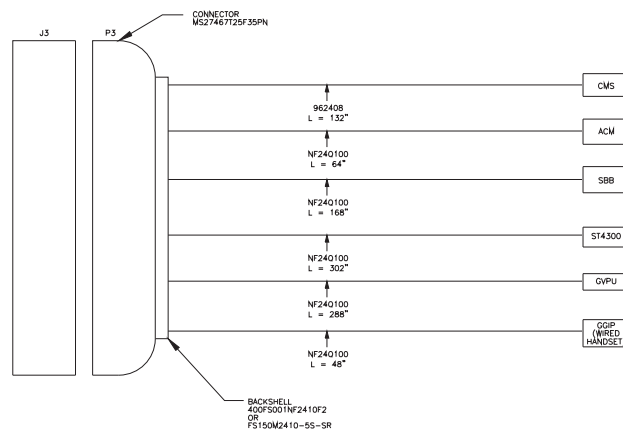
Additional bulk wire & cable can be purchased separate from the harnesses to accommodate additional ethernet and databus connections.



AVANCE P1 Harness
Example P/N 600-10511-120/024/020/018



AVANCE P2 Harness
Example P/N 600-104968-180/144/212/048/284



AVANCE P3 Harness
Example P/N 600-10512-132/064/302/288/048