


Military-Style Thumbscrew Hold-Down



Military-Style Thumbscrew Hold-Down

FEATURES & BENEFITS

Function

- » Secure ratcheting locking mechanism
- » Easy engagement/disengagement

CONSTRUCTION

Materials

- » Corrosion-resistant steel knob and threaded shaft with passivation and molybdenum disulfide lubricant
- » Beryllium copper wear washer
- » Aluminum hinge block with anodize finish

Fasteners

- » Installation via #6-32, #8-32, or M4 screws available

SPECIFICATIONS

Conforms to

- » MS14108-4 or MS14108-3
- » MIL-F-85371
- » RoHS Compliant

Designed for use with equipment

- » ARINC 404A
- » ARINC 704A
- » ARINC 600
- » ARINC 628
- » ARINC 738A-1

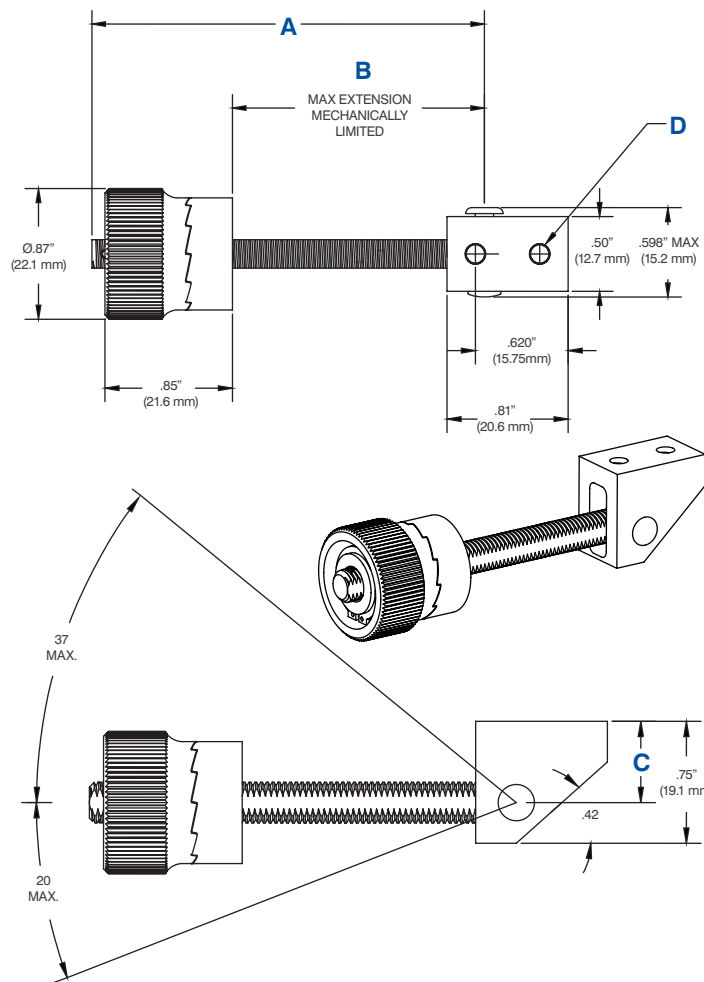
Weight

- » 62 g max

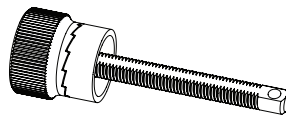
3D Models

- » STEP or IGES available upon request

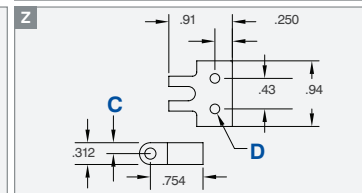
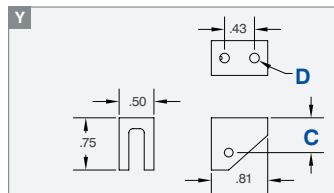
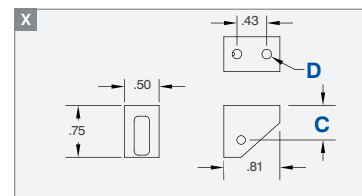
Military-Style Thumbscrew Hold-Down



Hinge Block Options



- X Hinge style shown
- Y Hinge style allows 180° range
- Z Hinge style is low profile



| P/N | Hinge Block Included | A | B | C | D |
|----------------|----------------------|--------|---------------|-------------|----------------|
| | | Length | Max Extension | Hinge Point | Mounting Holes |
| 200-86446-101† | - None - | 2.75" | 1.83" | -- | 0.125 Thru |
| 200-86448-103‡ | - None - | 1.88" | 0.94" | -- | 0.125 Thru |
| S0076-105 | X | 2.75" | 1.83" | 0.50" | #6-32 |
| S0076-106 | Y | 2.75" | 1.83" | 0.50" | #6-32 |
| S0076-108 | X | 2.12" | 1.18" | 0.50" | #6-32 |
| S0076-109 | X | 2.75" | 1.83" | 0.37" | #6-32 |
| S0076-110 | X | 2.41" | 1.47" | 0.50" | #6-32 |
| S0076-111 | X | 2.30" | 1.36" | 0.50" | #6-32 |
| S0076-112 | X | 2.12" | 1.18" | 0.37" | #6-32 |
| S0076-113 | X | 2.75" | 1.83" | 0.50" | M4 |
| S0138-101 | Z | 2.75" | 1.83" | 0.16" | #6-32 |
| S0138-102 | Z | 2.75" | 1.83" | 0.16" | #8-32 |
| S0138-103 | Z | 1.88" | 0.94" | 0.16" | #8-32 |

† Meets MS14108-4 and M85371/1-4 dimensional and performance requirements

‡ Meets MS14108-3 and M85371/1-3 dimensional and performance requirements

TESTED TO MEET/EXCEED THE FOLLOWING REQUIREMENTS

MIL-F-85371

Operational Shock

- » 15 g, 11 ms, ½ sine shock pulse (3 shocks in all 6 directions)

Static Load

- » 1,000 lbs applied at a 45° angle

Mechanical Endurance

- » 2,000 cycles

Fluid Susceptibility

- » Resistant to hydraulic fluid & oil

Salt Spray

- » ASTM B117 for 168 hours

Sand & Dust

- » MIL-STD-810C, Method 510.1

Thermal Shock

- » MIL-STD-202G, Method 107G, Test Condition B

RTCA/DO-160G

Crash Safety, Impulse

- » 20 Gs per §7.3.1 of RTCA/DO-160G (1 shock in all 6 directions)

Robust Random Vibration

- » Cat R, Curves B3 & B4, per §8.7.2 of RTCA/DO-160G

High Level/Short Duration

- » Cat H, Curve R, per §8.6 of RTCA/DO-160G

Windmilling

- » One Sweep (30.5 – 9.5 Hz) for 48 minutes between 0.5 g & 2.92 g



See CarlisleIT's line of Tray Accessories:

CarlisleIT.com/products/structures/trays/tray-accessories

+1 800-327-9473

Sales@CarlisleIT.com