


FlightGear™ Blind Mate Antenna Connector



INTRODUCTION

Revamp almost any antenna installation using a FlightGear™ Blind Mate Connector and reap the benefits of easy antenna maintenance! This innovative connector solution provides a number of advantages in aerospace applications:

- » Saves space for new & existing antenna installations
- » Prevents coax cable damage
- » Allows for quick antenna removal & replacement not possible in typical antenna installations

By upgrading with our flush mount blind mate connector and adding an alignment sleeve, the antenna installation is converted into a "plug and play" blind mate antenna installation. This reduces maintenance and eliminates cabin interior disruption.

With a full suite of engineering and manufacturing services, we are fully capable of supporting any of your system installation and certification requirements, no matter what aircraft you're flying.

KEY BENEFITS

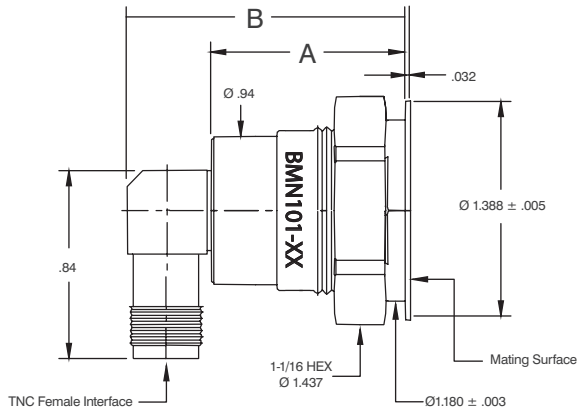
- » Convert antennas into "plug & play" blind mate antennas
- » Antenna removal & installation in minutes, not hours
- » No need to gain access beneath floor boards or above ceiling panels
- » Sound proof barrier is not disturbed or compromised during maintenance
- » Ideal for system testing before sending aircraft to paint
- » Easy installation & maintenance
- » Installable in confined spaces
- » Eliminates service loops
- » Reduces coax cable damage & mechanical stress
- » Preserves system performance

SUGGESTED APPLICATIONS

- » Type N, TNC & BNC
- » Interface compatible with MIL-STD-384A
- » Frequency range: DC to 11 GHz
- » Temperature rating: -65 °C to +150 °C

FlightGear™ Blind Mate Antenna Connector

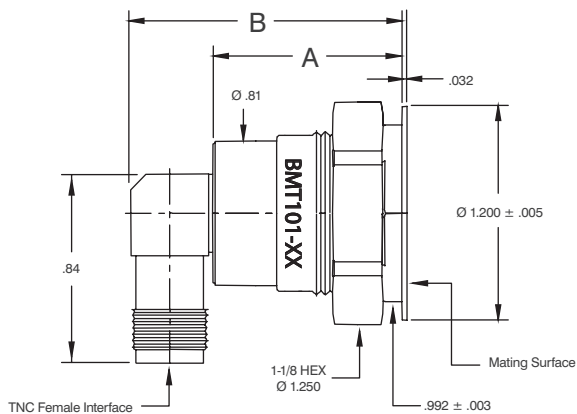
BMN101



Dash #	Antenna Stub Length	A	B
-01	.400/.520	.93	1.48±.07
-02	.500/.620	1.03	1.58±.07
-03	.600/.720	1.13	1.68±.07
-04	.700/.820	1.23	1.78±.07

Refer to BMN101-I for additional product details.

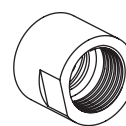
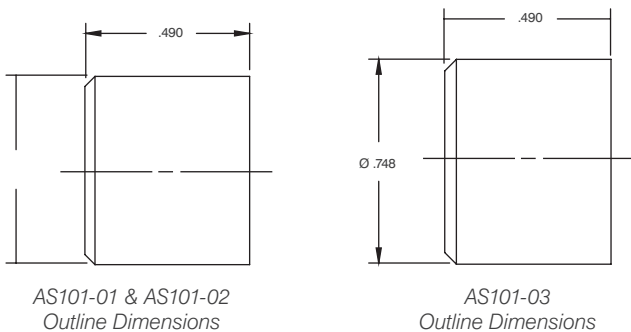
BMT101



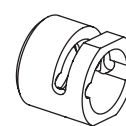
Dash #	Antenna Stub Length	A	B
-01	.400/.520	.93	1.48±.07
-02	.500/.620	1.03	1.58±.07
-03	.600/.720	1.13	1.68±.07
-04	.700/.820	1.23	1.78±.07

Refer to BMN101-I for additional product details.

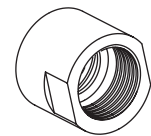
AS101



AS101-01



AS101-02



AS101-03

P/N	Description	Use With
AS101-01	TNC Alignment Sleeve	BMT101-XX
AS101-02	BNC Alignment Sleeve	BMT101-XX
AS101-03	Type N Alignment Sleeve	BMN101-XX

Refer to AS101-C for additional product details.