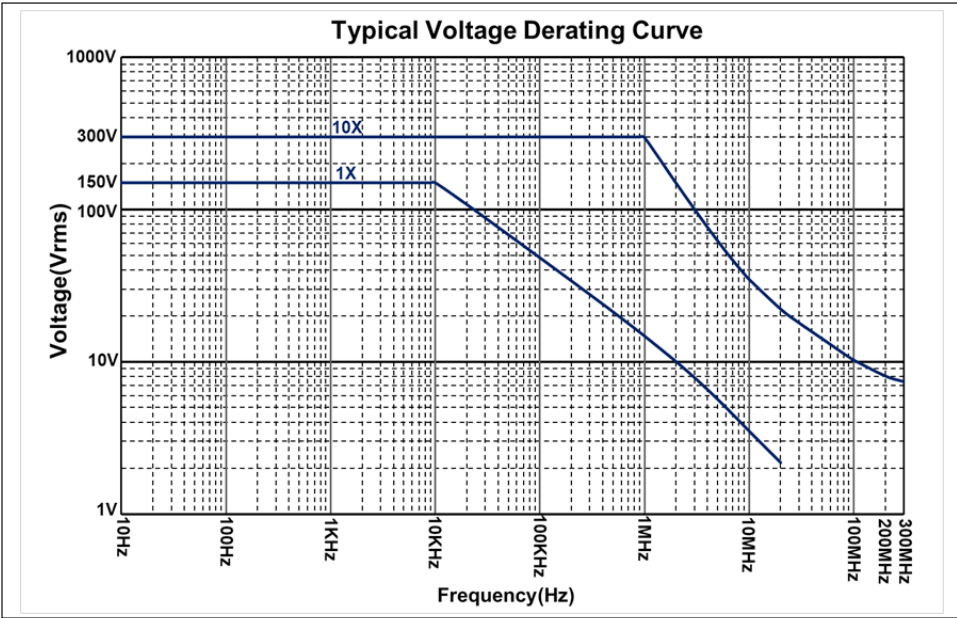


Passive Probe

P200 User Manual Guide

SPECIFICATIONS, PERFORMANCE AND COMPLIANCE

Technical Specifications	
Dividing ratio	10:1
Input capacitance	15 pF +/- 2 pF
Compression range	10 pF ~ 25 pF
Frequency range	DC-200 MHz
Rise time	< 2.1 ns
Cable length	1.4 m
Input impedance	10M ohms ± 1%
Rated voltage when using touch-protected test equipment [a]	
[a] Frequency-dependent see derating curve	



PB-Free Processing Compliant	*EU REACH Compliant	**EU RoHS2 Compliant	***China RoHS Compliant	WEEE Compliant	ELV Compliant
------------------------------	---------------------	----------------------	-------------------------	----------------	---------------



www.CarlisleIT.com

UG-10172-011219

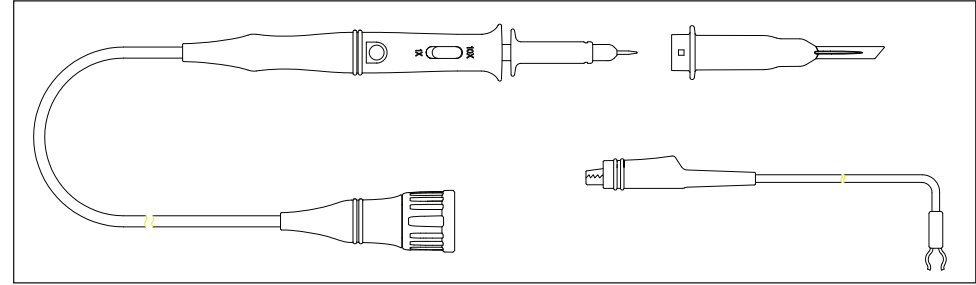
Passive Probe

P200 User Manual Guide

OVERVIEW AND SAFETY PRECAUTIONS

The P200 family of passive probes and accessories provide accurate and safe attachment to AC and DC test circuits for measurement of signals on analog and digital oscilloscopes in Category III and IV circuits. This probe and accessories adhere to IEC 61010-031 edition 2015.

PASSIVE PROBE



MARKINGS



Failure to follow all of the instructions in this manual may defeat the safety features and result in injury or death.



Double Insulated

WARNING

Failure to follow all instructions in this manual may defeat the safety features and result in injury or death.

Before using the P200, read and understand the safety warnings, ratings and instructions contained in this manual.

The P200 family of probes and accessories are not intended for use in wet or damp locations. Electric shock may result.

There are no user serviceable parts in the P200 probe or accessories. Do not attempt to open or disassemble.

Probe must be fully connected to the measurement instrument prior to connection to the device under test.

Probe must be disconnected from the device under test prior to disconnecting from the measurement instrument.



www.CarlisleIT.com

Passive Probe

P200 User Manual Guide

SPECIFICATIONS, PERFORMANCE AND COMPLIANCE

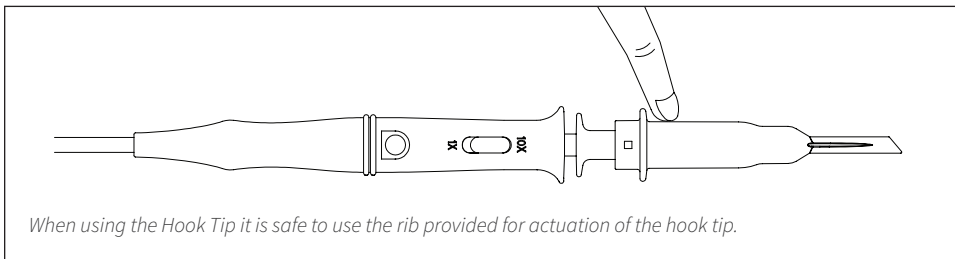
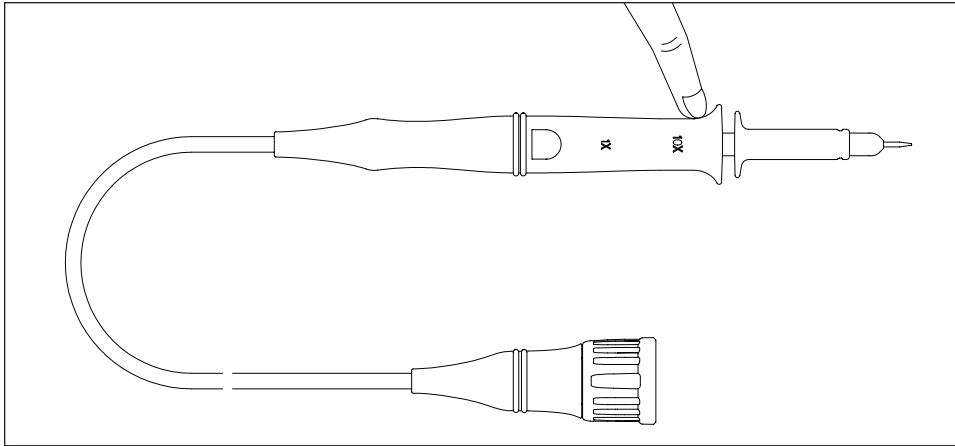
Voltage Ratings	
400 V	Maximum input voltage of 400 V AC+ DC
300 V	Maximum input voltage of 300 V AC+ DC

Category Ratings	
CAT II	Suitable for connection to category two circuits.
CAT III	Suitable for connection to category three circuits.
CAT IV	These probes are not suitable for attachment to CAT IV circuits.

SAFETY HANDLING AND OPERATION

Probe must be fully connected to the measurement instrument prior to connection to the device under test. Probe must be disconnected from the device under test prior to disconnecting from the measurement instrument.

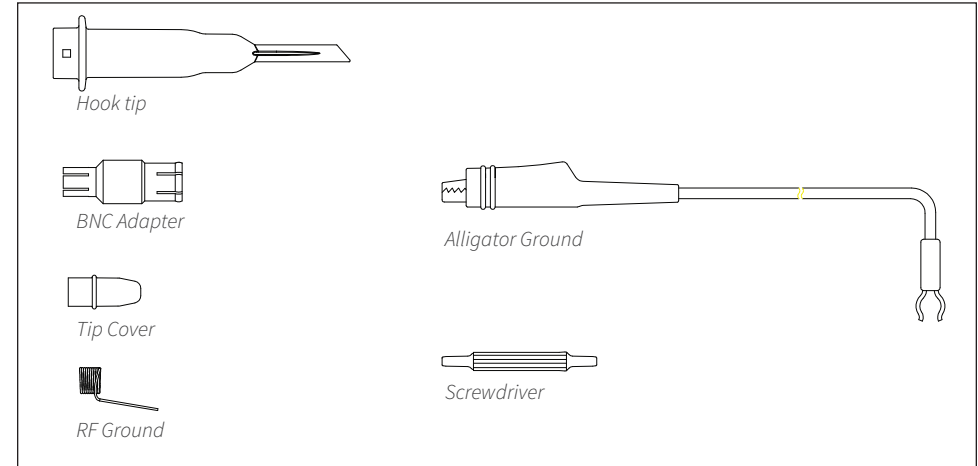
Barriers are provided to indicate hazardous areas that cannot be touched during operation.



Passive Probe

P200 User Manual Guide

ACCESSORIES



Accessories Voltage Ratings	
Alligator Ground Lead	400 V CAT II, 300 V CAT III
Hook Tip	400 V CAT II, 300 V CAT III
BNC Adapter	Not Applicable
Rf Ground	Not Applicable
Screwdriver	Not Applicable
Tip Cover	Not Applicable

CLEANING

When necessary, the probe and accessories can be cleaned with a damp cloth using water and a mild detergent.

Adequate drying time should be allowed before use.

WARNING

Dry the probe completely before attempting to make voltage measurements.