

SmartSky 4G LTE ATG

INTRODUCTION


Carlisle Interconnect Technologies (CarlisleIT) is pleased to offer turnkey integration kits for the SmartSky 4G LTE ATG system. These kits are ideal for all installations where customized engineering is expensive and unnecessary.

Coax and harness kits are engineered to custom cabling lengths and connectors to match your installation needs. The ABR tray is manufactured per ARINC 404A, 3/8 ATR specifications. CarlisleIT's engineering team is available to answer questions and provide guidance on selecting the perfect combination of components for your specific application.

FEATURES	BENEFITS
Coax Cable Kits	<ul style="list-style-type: none"> • Custom lengths • Fully and partially terminated coaxial cable assemblies • Standard and waterproof options
3/8 ATR Tray	<ul style="list-style-type: none"> • Designed and qualified per ABR specifications
Harness Kits	<ul style="list-style-type: none"> • Custom lengths • Partially terminated P1 and P2 harnesses • FDQ and HPB loose parts kits to complete installation

TRAY

The tray (P/N: 200-106007-101) is designed per ARINC 404A, 3/8 ATR specifications and is equipped with rear guide pins and front hold-downs to properly secure the ABR LRU. Additional custom options are available upon request. Contact CarlisleIT engineering to confirm the right tray for your application.



SmartSky 4G LTE ATG

COAX KITS

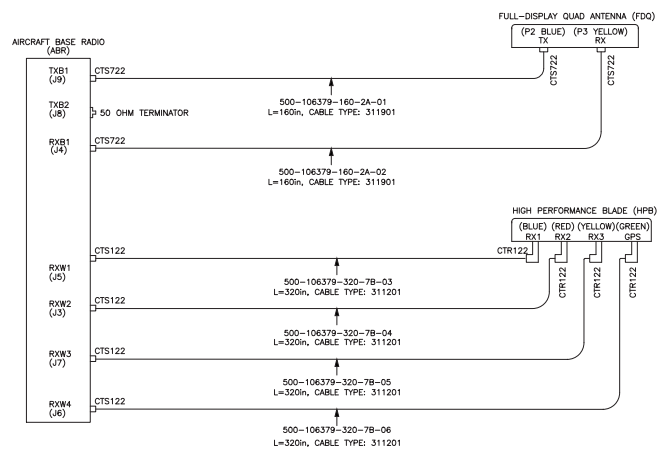
Standard Coax Kits

Standard coaxial cable kits are engineered to your required length and optimized for loss and attenuation dependent upon your installation length. Various connectors (straight or right-angled) and cable types are available to optimize your installation needs. The kits are designed for both fully terminated and partially terminated options. Just plug and play!

Please refer to the configurator worksheet and linked drawing to generate your coax P/N. TNC coax connectors are automatically chosen based on cable type and connector configuration.

Example Configuration P/N: 500-106379-1602A/3207B

- FDQ Cable Length = 160"
- FDQ Cable Type = P/N: 311901 = 2
- FDQ TNC Connector Configuration = Straight (TXB1, RXB1), Straight (TX, RX) = A
- HPB Cable Length = 320"
- HPB Cable Type = P/N: 311201 = 7
- HPB TNC Connector Configuration = Straight (RXW1, RXW2, RXW3, RDW4), Right Angle (RX1, RX2, RX3, GPS) = B



SmartSky Coax Installation
Example kit P/N: 500-106379-1602A/3207B

Waterproof Kits

In addition to our standard coaxial cable kits, CarlisleIT is pleased to offer a waterproof coaxial cable kit option. The waterproof kits include our standard 311201 50 Ω cable, along with our CTSW122 TNC connectors. The cables are engineered to your required length.

Please refer to the configurator worksheet and linked drawing to generate your Coax P/N.

Example Configuration P/N: 500-106380-160/320

- TXB1/TX 500-106380-160-01 160", Cable Type 311201, CTSW122 Connectors
- RXB1/RX 500-106380-160-02 160", Cable Type 311201, CTSW122 Connectors
- RXW1/RX1 500-106380-320-03 320", Cable Type 311201, CTSW122 Connectors
- RXW2/RX2 500-106380-320-04 320", Cable Type 311201, CTSW122 Connectors
- RXW3/RX3 500-106380-320-05 320", Cable Type 311201, CTSW122 Connectors
- RXW4/GPS 500-106380-320-06 320", Cable Type 311201, CTSW122 Connectors

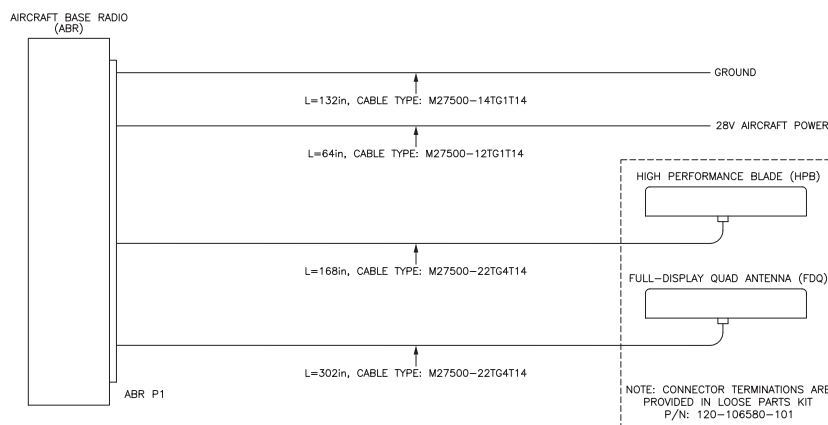
SmartSky 4G LTE ATG

HARNESS KITS

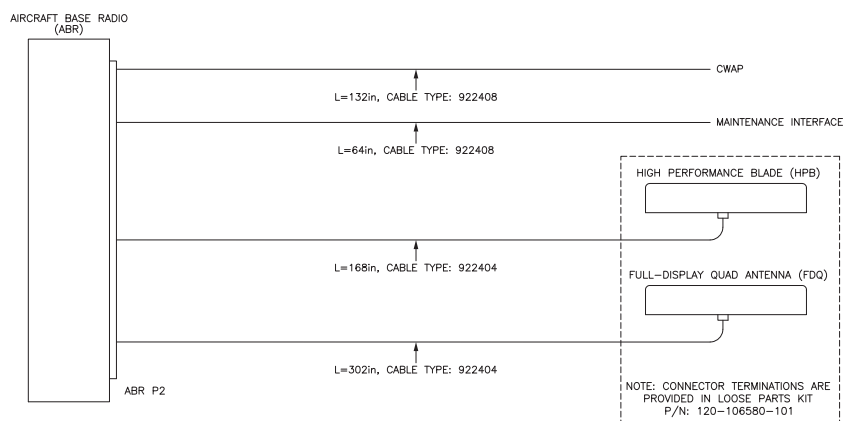
Connector harness kits are engineered to your desired lengths per aircraft bus location and antenna specified in the installation manual. Please refer to the following worksheets to build your P1 and P2 harnesses.

All harnesses are terminated at the connector end and capped at the A/C end. Ethernet, databus, USB, and discrete wires specified in the installation manual are used to populate the connector harnesses. The harnesses also include the mating backshells for P1 and P2. In addition to the P1 and P2 kits, a loose parts kit has been designed to complete the installation.

Additional bulk wire and cable can be purchased separately from the harnesses to accommodate additional Ethernet and databus connections.



SmartSky P1 Harness
Example P/N: 600-106578-132/064/168/302



SmartSky P2 Harness
Example P/N: 600-106579-132/064/168/302

SmartSky 4G LTE ATG

FDQ & HPB Standard Coaxial Configurator Worksheet

INSTRUCTIONS

- 1) Complete as many questions as possible on the following form.
- 2) Email a copy of this form to Sales@CarlisleIT.com or fax a copy to 414.421.5301.
Call CarlisleIT Customer Service with any questions 800.327.9473 (USA) or 414.421.5300 (INTL).

Contact Name:	<input type="text"/>	Order Date:	<input type="text"/>	Purchase Order Number:	<input type="text"/>
Company:	<input type="text"/>	Date Needed:	<input type="text"/>	Quantity:	<input type="text"/>
Telephone:	<input type="text"/>	Fax:	<input type="text"/>	Email:	<input type="text"/>

STANDARD PART NUMBER GUIDE FOR FDQ & HPB COAX KITS

Fill in part number below

500-106379-

<input type="text"/>	<input type="text"/>	<input type="text"/>	/	<input type="text"/>	<input type="text"/>	<input type="text"/>
----------------------	----------------------	----------------------	---	----------------------	----------------------	----------------------

HPB Connector Configuration

A Straight, Straight	D Straight, Straight (One End Terminated)
B Straight, Right Angle	E Straight, Right Angle (Straight End Terminated)
B Right Angle, Straight	E Right Angle, Straight (Straight End Terminated)
C Right Angle, Right Angle	F Right Angle, Right Angle (One End Terminated)

HPB Cable Type

0 432101	5 311501
1 352001	6 421201
2 311901	7 311201
3 421601	8 310801
4 311601	9 310701

HPB Cable Length (in)

<Enter Length>

FDQ Connector Configuration

A Straight, Straight	D Straight, Straight (One End Terminated)
B Straight, Right Angle	E Straight, Right Angle (Straight End Terminated)
B Right Angle, Straight	E Right Angle, Straight (Straight End Terminated)
C Right Angle, Right Angle	F Right Angle, Right Angle (One End Terminated)

FDQ Cable Type

0 432101	5 311501
1 352001	6 421201
2 311901	7 311201
3 421601	8 310801
4 311601	9 310701

FDQ Cable Length (in)

<Enter Length>

SmartSky 4G LTE ATG

FDQ & HPB Waterproof Coaxial Configurator Worksheet

INSTRUCTIONS

- 1) Complete as many questions as possible on the following form.
- 2) Email a copy of this form to Sales@CarlisleIT.com, or fax a copy to 414.421.5301.
Call CarlisleIT Customer Service with any questions 800.327.9473 (USA) or 414.421.5300 (INTL).

Contact Name: <input type="text"/>	Order Date: <input type="text"/>	Purchase Order Number: <input type="text"/>
Company: <input type="text"/>	Date Needed: <input type="text"/>	Quantity: <input type="text"/>
Telephone: <input type="text"/>	Fax: <input type="text"/>	Email: <input type="text"/>

WATERPROOF PART NUMBER GUIDE FOR FDQ & HPB COAX KITS

Fill in part number below

500-106380-

/

■ **HPB Cable Length (in)**

<Enter Length>

■ **FDQ Cable Length (in)**

<Enter Length>

SmartSky 4G LTE ATG

P1 Harness Configurator Worksheet

INSTRUCTIONS

- 1) Complete as many questions as possible on the following form.
- 2) Email a copy of this form to **Sales@CarlisleIT.com** or fax a copy to 414.421.5301.
Call CarlisleIT Customer Service with any questions 800.327.9473 (USA) or 414.421.5300 (INTL).

Contact Name:	<input type="text"/>	Order Date:	<input type="text"/>	Purchase Order Number:	<input type="text"/>
Company:	<input type="text"/>	Date Needed:	<input type="text"/>	Quantity:	<input type="text"/>
Telephone:	<input type="text"/>	Fax:	<input type="text"/>	Email:	<input type="text"/>

STANDARD PART NUMBER GUIDE FOR P1 HARNESS KITS

Fill in part number below

600-106578- / / /

- **FDQ Antenna Length (in)**
<Enter Length> _____
- **HPB Antenna Length (in)**
<Enter Length> _____
- **28V Aircraft Power Length (in)**
<Enter Length> _____
- **Ground Length (in)**
<Enter Length> _____

SmartSky 4G LTE ATG

P2 Harness Configurator Worksheet

INSTRUCTIONS

- 1) Complete as many questions as possible on the following form.
- 2) Email a copy of this form to **Sales@CarlisleIT.com** or fax a copy to 414.421.5301.
Call CarlisleIT Customer Service with any questions 800.327.9473 (USA) or 414.421.5300 (INTL).

Contact Name:	<input type="text"/>	Order Date:	<input type="text"/>	Purchase Order Number:	<input type="text"/>
Company:	<input type="text"/>	Date Needed:	<input type="text"/>	Quantity:	<input type="text"/>
Telephone:	<input type="text"/>	Fax:	<input type="text"/>	Email:	<input type="text"/>

STANDARD PART NUMBER GUIDE FOR P2 HARNESS KITS

Fill in part number below

600-106579- / / /

<input type="text"/>	FDQ Antenna Length (in) <Enter Length>
<input type="text"/>	HPB Antenna Length (in) <Enter Length>
<input type="text"/>	Maintenance RJ45 Length (in) <Enter Length>
<input type="text"/>	CWAP Length (in) <Enter Length>

Global Manufacturing. Local Support.

Wherever you are, so are we. With manufacturing centers around the globe, our highly qualified team of engineers is up to any challenge. Our extensive worldwide manufacturing capabilities, coupled with end-to-end local project management and engineering support, allow us to design, build, test, and certify your product in-house, saving you the time and hassle of managing multiple vendors.



DIVISION HEADQUARTERS

ST. AUGUSTINE, FL
100 Tensolite Drive
St. Augustine, FL 32092
United States
+1 (800) 458.9960

FACILITIES CERTIFICATIONS

- » AS9100
- » ISO 9001
- » ISO 13485
- » ISO 14001
- » ITAR registration
- » MIL-SPEC/SAE
- » RoHS compliance

Performance with Purpose



See CarlisleIT's full line of products at:
CarlisleIT.com/products

+1 (800) 458-9960
Sales@CarlisleIT.com